

Advantage | Exposure

ACT FAST, AT SCALE,
WITH REAL-TIME
EXPOSURE INSIGHTS

Quickly | Intelligently | Accurately

Access the latest insights into portfolio drivers with AdvantageGo's exposure management software, so you can stay up-to-date on portfolio exposure and align optimal risk selection with risk appetite.

Exact is AdvantageGo's interconnected, end-to-end exposure management software that enables (re)insurers to efficiently assess their exposures with greater granularity for informed decision making that drives profitability.

A single harmonised exposure suite of products that drives scalability and real-time results across all asset-based classes of business.

 **ADGO.CO**

Flow With Risk Insights



TRANSFORM YOUR EXPOSURE MANAGEMENT

Allocate real-time location attributes that drive business plan alignment and robust in-depth asset-control through integration with internal and third-party geocoding, hazard identification, and risk scoring applications to support the reporting needs of your organisation at any level.

Real-time loss calculations allow you to create your own view of risk and mitigate those risks by harnessing data-driven insights for a prescriptive and predictive view of loss events.

Our exposure system covers two main areas:

- Underwriting pre-bind decision support, which can utilise “what-if” scenario assessments and marginal impact analysis.
- Event response post-bind in-depth analysis of your portfolio – capacity management and risk appetite alignment.

Our interconnected, end-to-end exposure management software enables (re)insurers to efficiently assess their exposures with greater granularity for informed decision-making that drives profitability.

Insurers can quickly assess their exposure relative to capacity thresholds which empowers Underwriters to make optimal risk selection. In the event of a natural or man-made catastrophe, our Event Response capability allows carriers to identify which risks will be affected by a single or inter-connected hazard event(s). Utilising customisable differential probable maximum loss allocation, underwriters can accurately reflect the perceived financial damage within the event footprint.



UNDERWRITER VIEW

Review risks pre-bind to support smarter underwriting decisions and risk selection by bringing together policy and location summaries, peril scores, and hazard layers with your own scenario driven exposure analysis. All measured against your portfolio risk appetite thresholds for an in-depth view of your exposure.



LEVERAGE 3RD PARTY DATA

Integrate with multiple sources of peril, location, and company information to consolidate and interrogate data points within a single application. Gain property insights through hazard overlays and risk scores to form underwriting decisions. Accurately record offshore energy assets using detail from industry sources.



INSTANTANEOUSLY INTERPRET POSSIBLE NET LOSSES

Our market-leading risk aggregation engine allows you to perform marginal impact analysis to assess the impact of new quotes on any aggregation scenarios and how that affects your existing portfolio underwriting operational procedures.



SINGLE SOURCE OF TRUTH

Customisable risk dashboards and flexible ad-hoc reporting enable you to communicate accumulation information seamlessly across the business. Calculate potential losses for real-time events and track developments as they happen with shape file exposure analysis.



CREDIT OR POLITICAL RISK

Aggregate accumulations, amortise over specified periods and manage financial risk by industry, legal jurisdiction, or sovereign risk, including risk accumulations across obligors, guarantors, parent companies, and countries.



360° VIEW OF RISK

Identify and visualise peak accumulations within your portfolio via our bespoke proximity exposure algorithm. Instantly check on your insured locations using our integrated GIS view.



Advantage  | Exact Max

SUPERCHARGE EXPOSURE ANALYSIS **FROM MILLIONS TO BILLIONS OF LOCATIONS**

Quickly | Intelligently | Accurately

Our powerful reinsurance exposure management software enables you to accurately visualise your entire treaty portfolio of billions of locations, any financial dimension, spread over thousands of cedents in real-time.

Discover new insights into each portfolio with real-time exposure visualisation and reporting from disparate data sources. Bring data to life through multi-dimensional, intuitive analysis and make the most informed underwriting decisions for maximum profitability.

To make the most informed underwriting decisions:

1. Identify hotspots and assess each cedent's portfolio in granular detail, including map visualisations, year-on-year comparisons, and peer-to-peer benchmarking.
2. Evaluate growth and reduction scenarios through sophisticated, on-demand multi-dimensional analysis.
3. Confidently manage complex risk, improve response to events, and streamline management of exposures across the organisation.

 **ADGO.CO**

Flow With Risk Insights



EXAMINE **HIGH-VOLUME TREATY DATA**

Discover new insights into each portfolio with real-time exposure visualisation and reporting from disparate data sources. Bring data to life through multi-dimensional, intuitive analysis and make the most informed underwriting decisions for maximum profitability.

Share reports across the entire organisation with a credible, accurate, and consistent view of risk. Confidently visualise and manage complex accumulations with a 360-degree view of risk with powerful data-driven insights at your fingertips. Automatically compare and benchmark portfolios month-to-month or peer-to-peer to assess renewals or check if new business has similar exposure characteristics.

“We started a new energy class trading as Horace Underwriting and required an Exposure Management solution. We selected AdvantageGo based on previous experience and their ability to meet our requirements and timescales, at satisfactory value.

B Andrew Cunningham
Deputy Active Underwriter, Beat-Capital Partners



ENHANCE GROWTH & RETAIN NEW BUSINESS

Conduct a portfolio roll-up to assess the overall group position. Review a cedent's financial portfolio in detail, including policy factors, visual maps, yearly changes, and data quality benchmarks. Evaluate portfolio performance to understand the impact of new business, growth, and retention.



SIMPLIFY MULTI-MODELLING & PORTFOLIO-WIDE REPORTING

Assess your insurance and reinsurance exposure data across geographies and businesses in one system for simplified multi-modelling and reporting. Aggregate and simplify reports via a single database. Discover and share insights on exposures through advanced data analysis and multiple data permutations.



INDEPENDENCE & AGILITY

Proactively identify and manage accumulations of both modelled and non-modelled risk across all cedents, anywhere in the world. Stay independent and reap the benefits of an enterprise-wide exposure management solution without being constrained by a single CAT modelling provider's ecosystem.



ASSESS PORTFOLIOS IN UNPARALLELED DETAIL

Customisable risk dashboards and flexible ad-hoc reporting enable you to communicate accumulation information seamlessly across the business. Calculate potential losses for real-time events and track developments as they happen with shape file exposure analysis.



CAPTURE TREATIES

Centralise exposure data across the organisation and capture details of the treaty layers you are underwriting. Record treaty perils, allocate cession percentage and any other layer details for accurate exposure calculation.



REAL-TIME VISUALISED ANALYSIS

Evaluate growth and reduction scenarios through sophisticated, on-demand multi-dimensional analysis.



Advantage



Flow With Risk Insights

RAPIDLY IMPLEMENT ACROSS ALL P&C LINES

Optimise risk selection with an integrated flow of decision-making underwriting insights, surfaced in a curated Underwriting persona-driven view.

Streamline low-level tasks by creating automation in your underwriting workflows. Enabled by easy customisation of your multi-line P&C (specialty) lines.



INCREASE PROFITABILITY

Give your underwriters the data-driven insights they need, enabling them to work in a flow state and optimise decisions on risk at speed.



BE NIMBLE

Inform your underwriting strategy in real time and operationalise your underwriting decisions with the simplicity of our modular technology.



INNOVATE FASTER

Reach your transformation goals fast with our flexible single modular platform and Ecosystem of best-in-class partners, underpinned by our Central Data Environment.

EASY CONFIGURATION FOR YOUR MULTI-LINE P&C (SPECIALTY) BUSINESS. OPTIMISE RISK ANALYSIS ACROSS YOUR LINES OF BUSINESS WITH ADVANTAGEGO'S SINGLE PLATFORM.

Ecosystem



Advantage 

Flow With Risk Insights

INNOVATE FASTER THAN OTHER (RE)INSURERS

Enjoy a competitive advantage by adopting innovative tech faster than your peers. The AdvantageGo Ecosystem provides cutting-edge solutions across the commercial and specialty (re)insurance value chain.

The AdvantageGo Ecosystem is a strategic alliance that brings together best-in-class vendors in technology, data and analytics for commercial (re)insurance. Access self-serve API connections to our single modular platform in the management console and create a two-way flow of clean, standardised data with partners through our central data environment.



GET AHEAD OF THE CURVE WITH GLOBAL EXPERTISE

The AdvantageGo Ecosystem is your hub for (re)insurance digital transformation, boosting efficiency, reducing risk, and enhancing real-time decision-making.



FOLLOW A CLEAR PATH TO PROCESS DIGITISATION

The AdvantageGo Ecosystem guides global carriers towards full digitisation and targets key markets like the London Market for Blueprint Two and U.S. Surplus.



ACCESS SUPPORT AND QUALITY ASSURANCE

We serve as your single contact point, supporting all AdvantageGo Ecosystem vendors and ensuring they meet our high standards of excellence and security.

ONE PLACE TO GUIDE AND INFORM YOUR (RE)INSURANCE TRANSFORMATION






Flow With Risk Insights


ABOUT ADVANTAGEGO


With over 30 years of industry experience, AdvantageGo delivers a single, modular platform designed specifically for specialty and commercial (re)insurers that empowers underwriters with an underwriting workbench, exposure management and policy administration modules that drive the complete policy lifecycle from pre-bind risk and portfolio assessment value to policy renewals and beyond. Together with the AdvantageGo ecosystem of third-party data sources, applications, and systems integrators, underwriters have an integrated flow of timely, data-driven underwriting insights for improved risk selection in the moments that matter.

Learn more at www.advantagego.com
or www.linkedin.com/company/advantagego/

CONTACT INFORMATION

 +44 (0)207 667 8600

 info@advantagego.com

 8 Fenchurch Place
London, EC3M 4AJ
United Kingdom